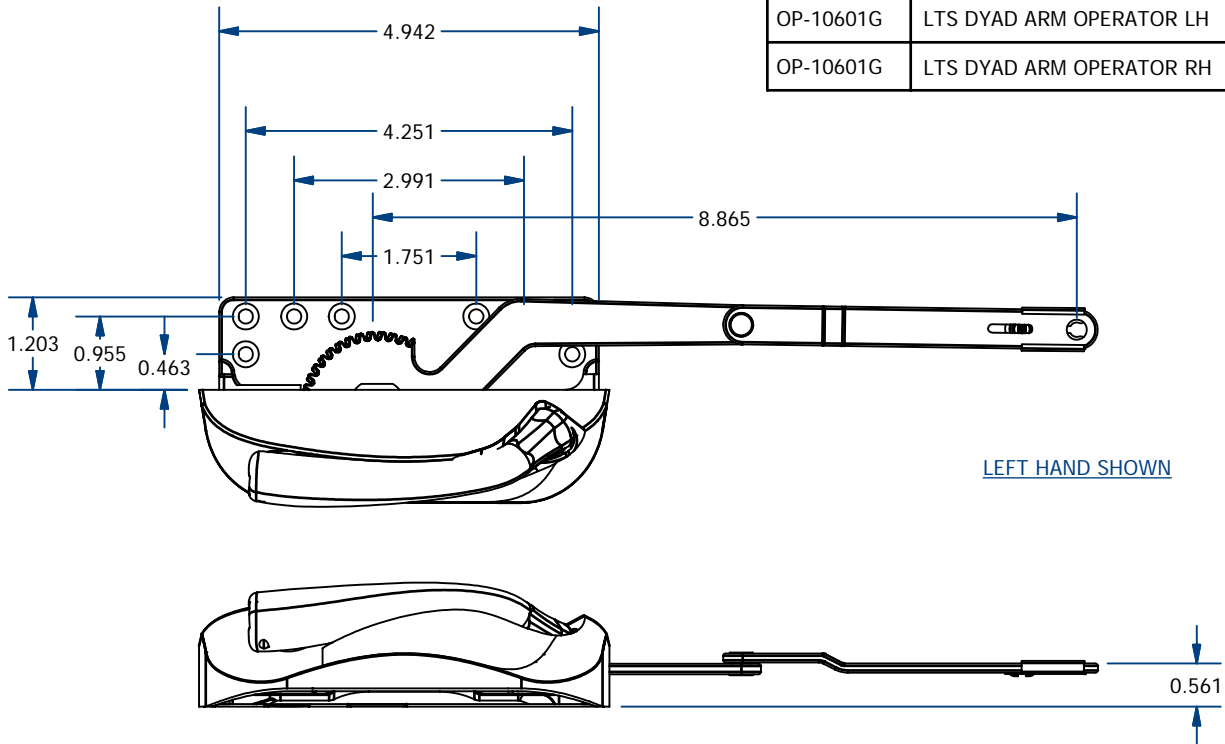


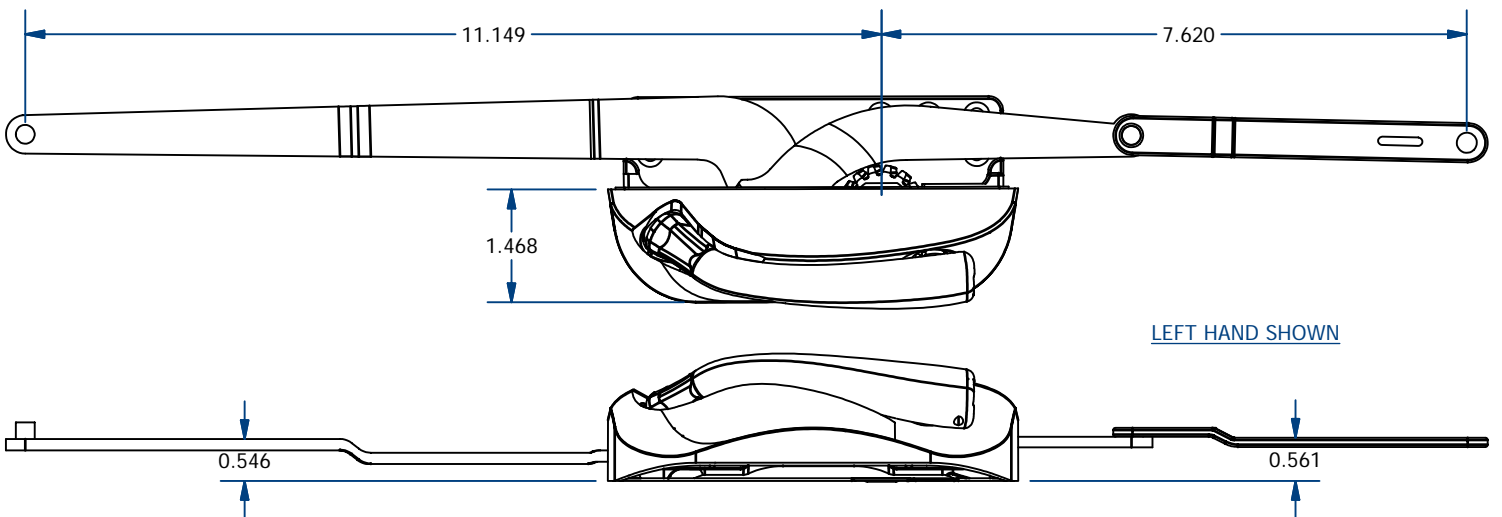
LTS DYAD OPERATOR

| PART # | DESCRIPTION |
|-----------|--------------------------|
| OP-10601G | LTS DYAD ARM OPERATOR LH |
| OP-10601G | LTS DYAD ARM OPERATOR RH |



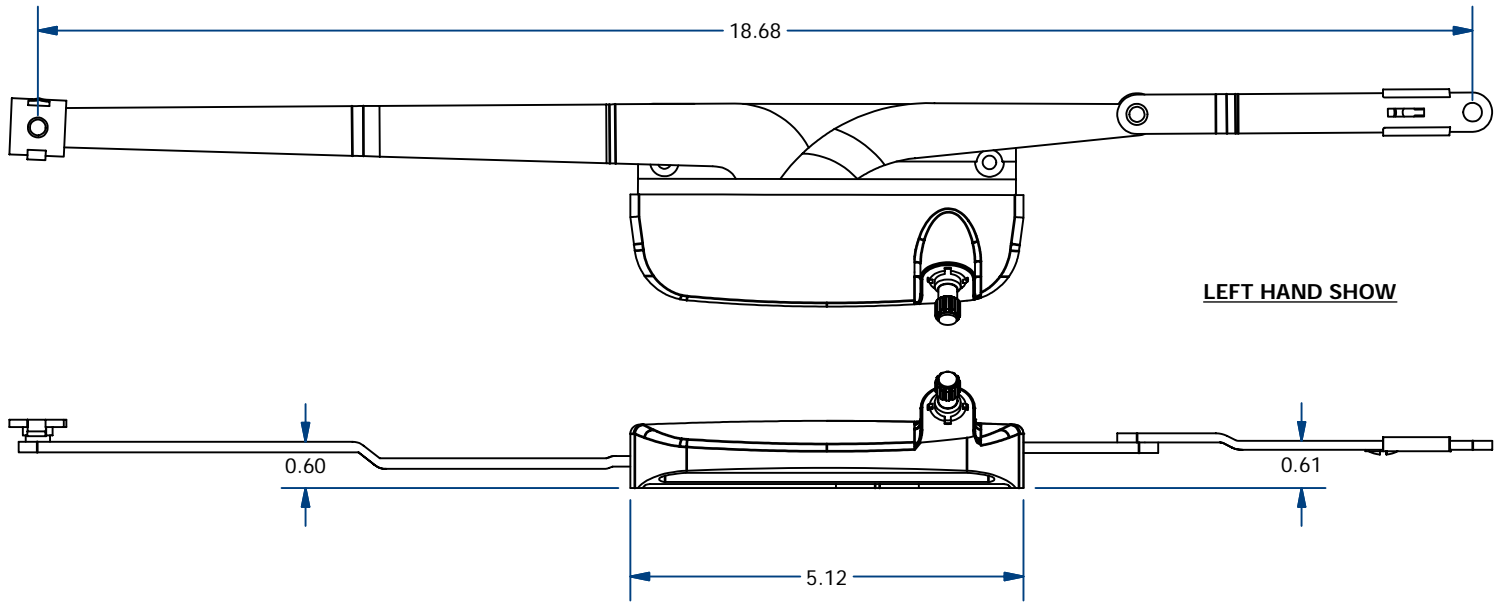
LTS DUAL ARM OPERATOR

| PART # | DESCRIPTION |
|-----------|--------------------------|
| OP-10602G | LTS DUAL ARM OPERATOR LH |
| OP-10602D | LTS DUAL ARM OPERATOR RH |



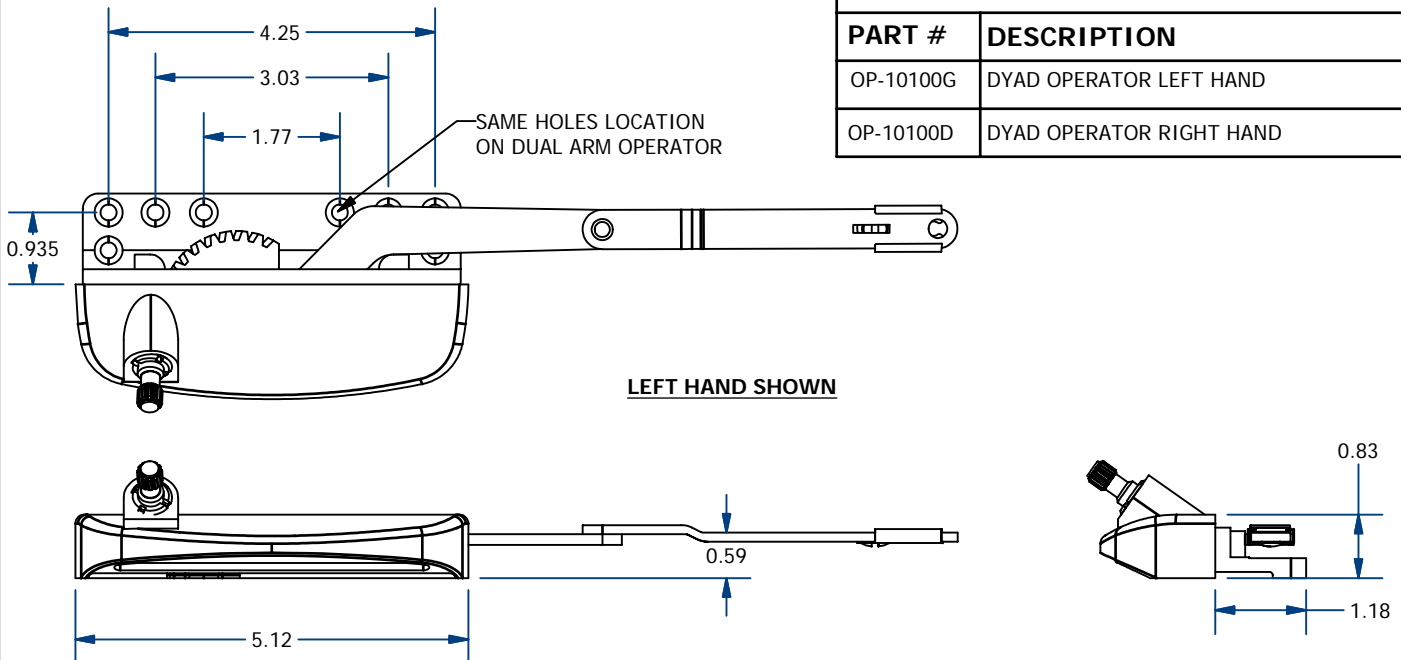
DUAL ARM OPERATOR

| PART # | DESCRIPTION |
|-----------|------------------------------|
| OP-10200D | DUAL ARM OPERATOR RIGHT HAND |
| OP-10200G | DUAL ARM OPERATOR LEFT HAND |

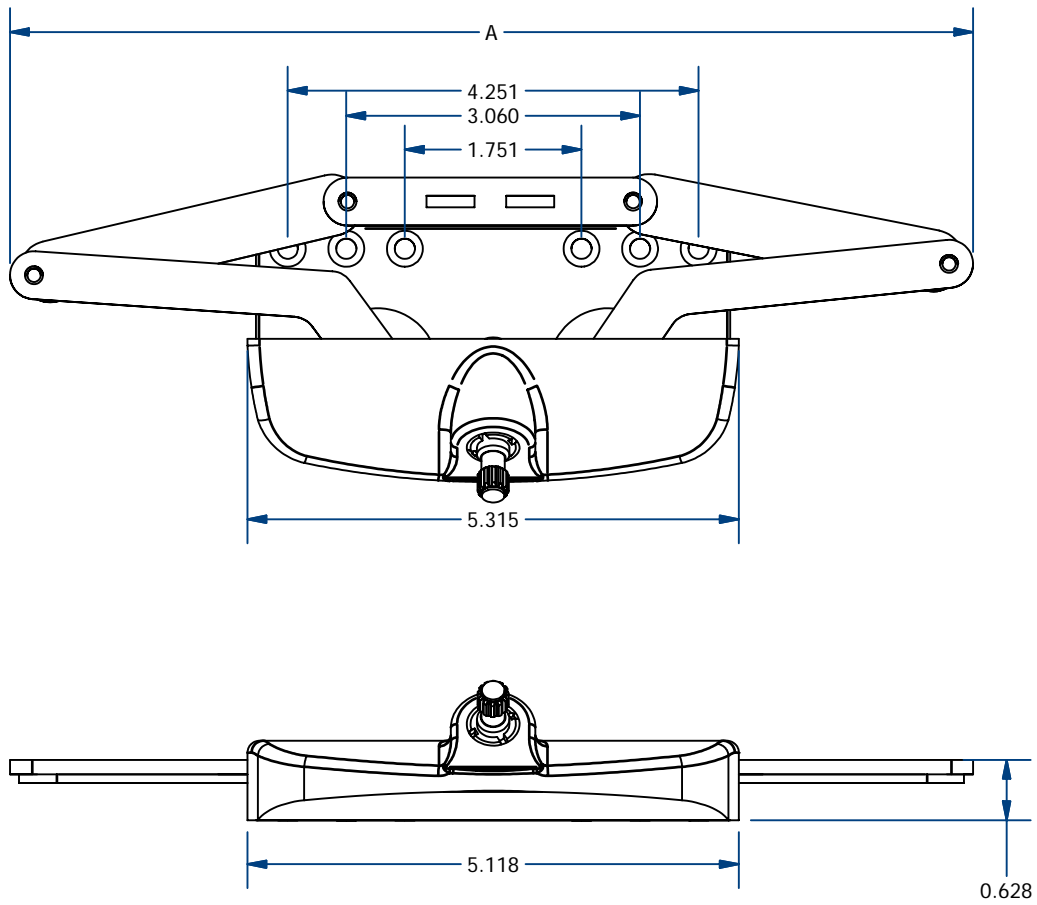


DYAD OPERATOR

| PART # | DESCRIPTION |
|-----------|--------------------------|
| OP-10100G | DYAD OPERATOR LEFT HAND |
| OP-10100D | DYAD OPERATOR RIGHT HAND |

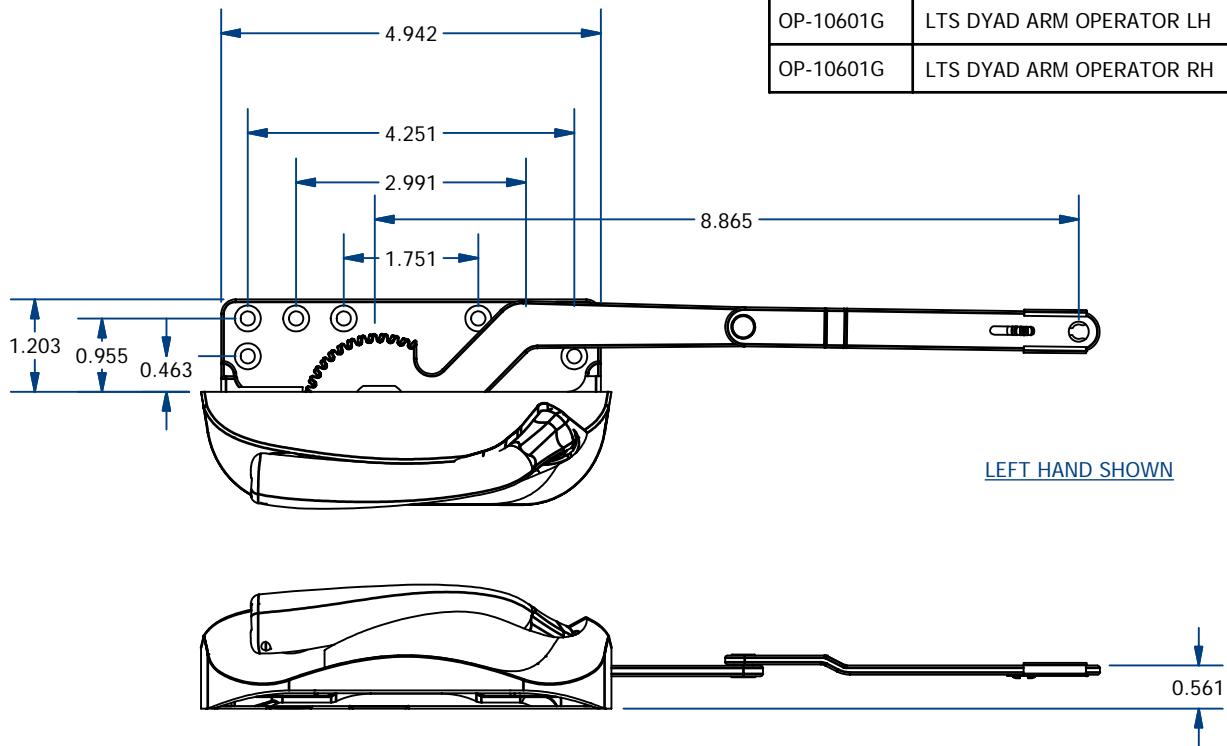


| SINGLE PULL AWNING OPERATOR | | | |
|-----------------------------|--------------|------------|----------|
| PART # | SASH OPENING | FINISH | SIZE "A" |
| OP-10404-141 | 3.750" | BLUE WHITE | 8" |
| OP-10404-151 | 3.750" | EURO WHITE | 8" |
| OP-10405-141 | 6" | BLUE WHITE | 12" |
| OP-10405-151 | 6" | EURO WHITE | 12" |
| OP-10406-141 | 10.5" | BLUE WHITE | 16" |
| OP-10406-151 | 10.5" | EURO WHITE | 16" |
| OP-10407-141 | 15.75" | BLUE WHITE | 21" |
| OP-10407-151 | 15.75" | EURO WHITE | 21" |



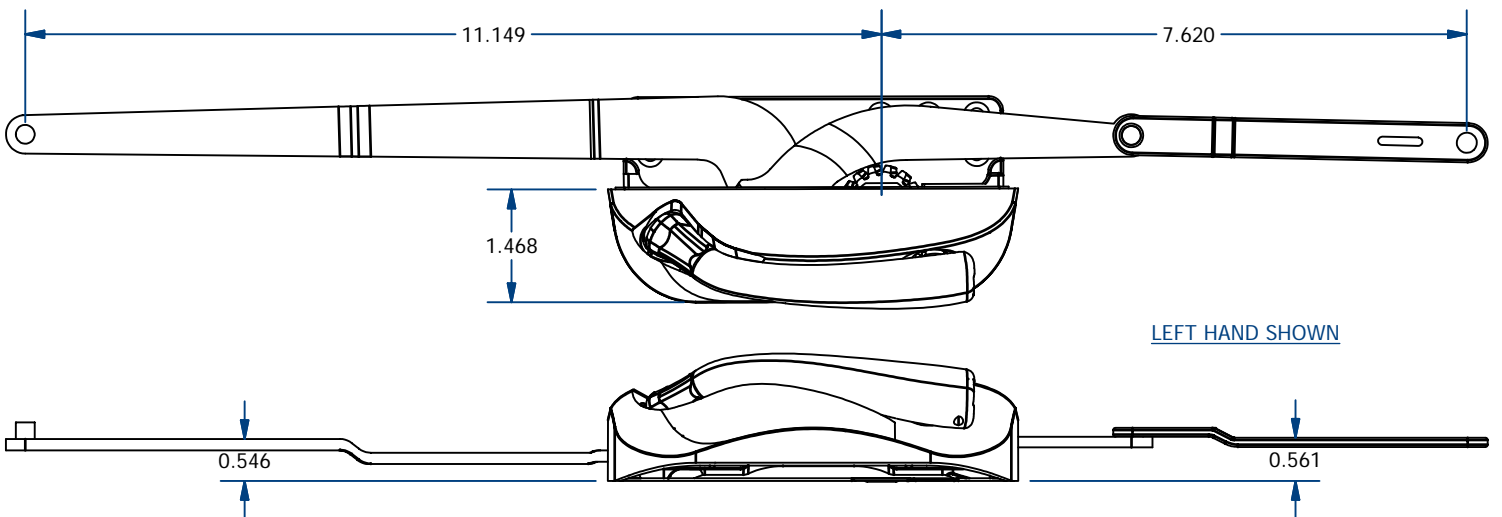
LTS DYAD OPERATOR

| PART # | DESCRIPTION |
|-----------|--------------------------|
| OP-10601G | LTS DYAD ARM OPERATOR LH |
| OP-10601G | LTS DYAD ARM OPERATOR RH |



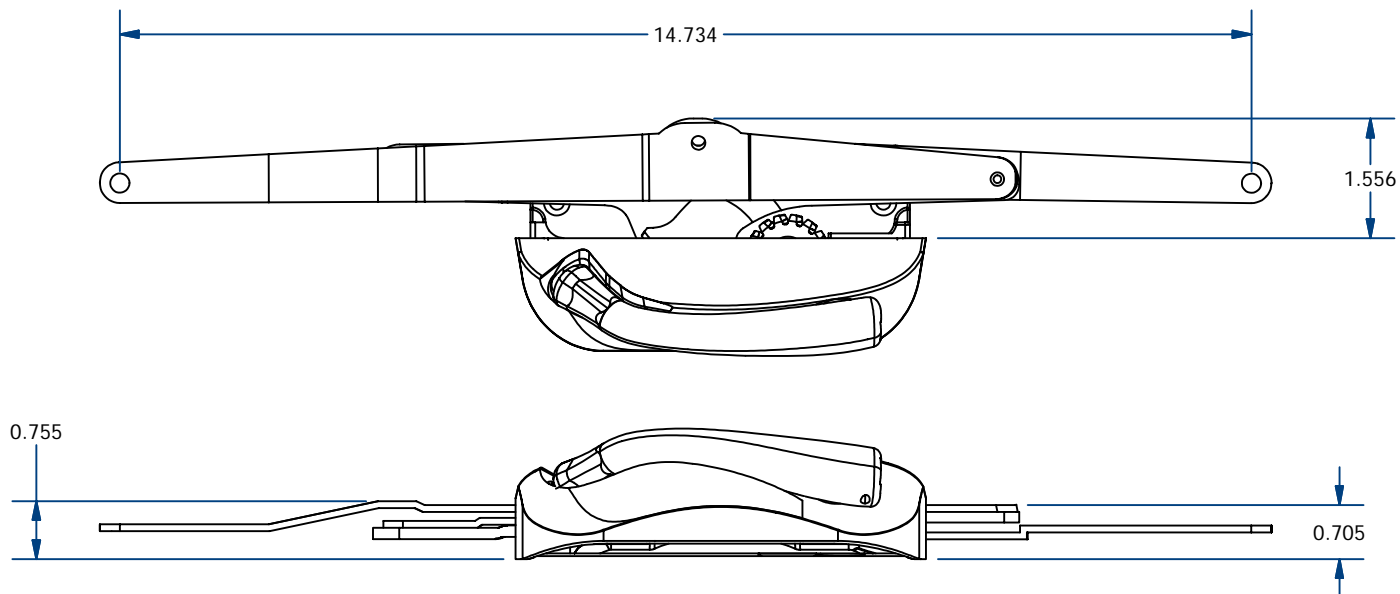
LTS DUAL ARM OPERATOR

| PART # | DESCRIPTION |
|-----------|--------------------------|
| OP-10602G | LTS DUAL ARM OPERATOR LH |
| OP-10602D | LTS DUAL ARM OPERATOR RH |



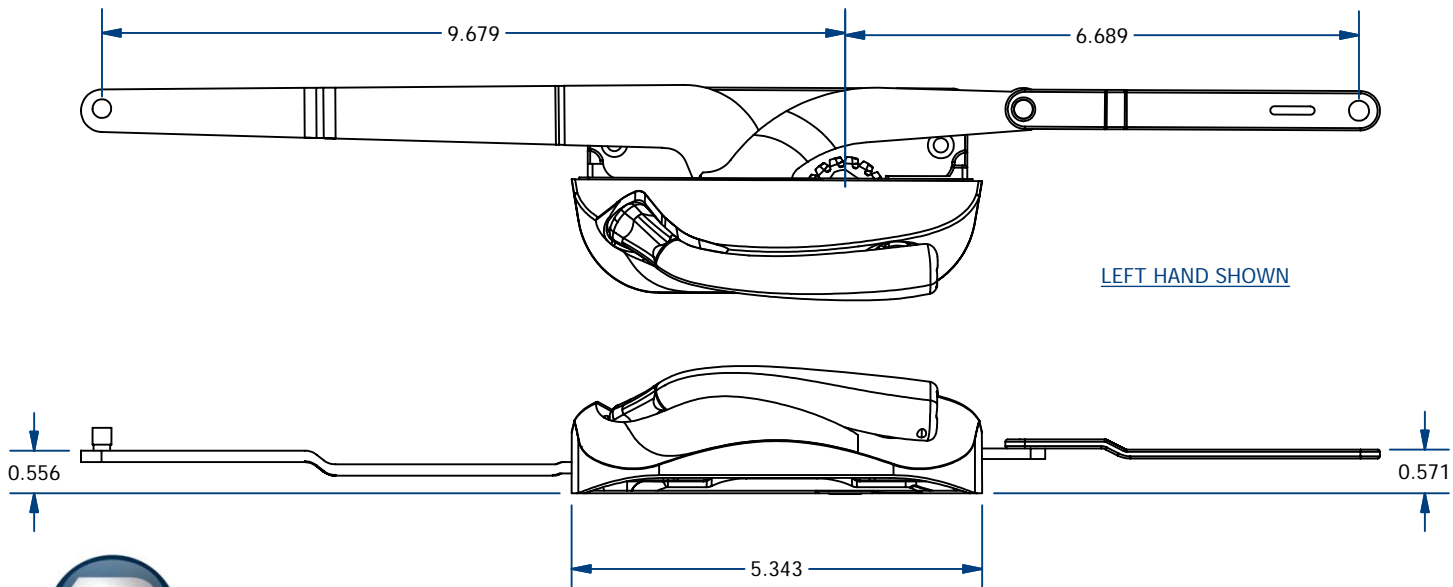
LTS AWNING OPERATOR

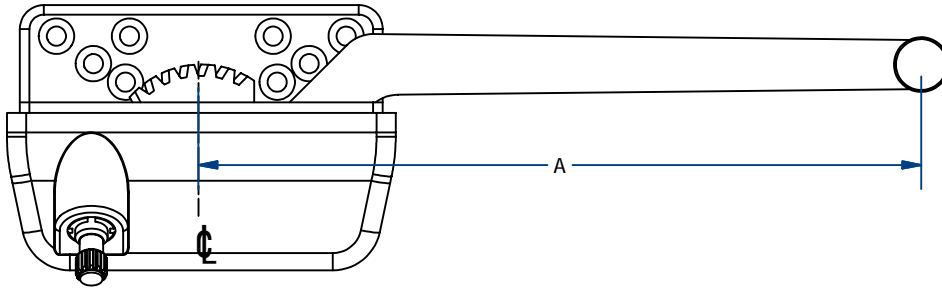
| PART # | DESCRIPTION |
|----------|---------------------|
| OP-10606 | LTS AWNING OPERATOR |



LTS SHORT DUAL ARM OPERATOR

| PART # | DESCRIPTION |
|-----------|--------------------------------|
| OP-10605D | LTS SHORT DUAL ARM OPERATOR RH |
| OP-10605G | LTS SHORT DUAL ARM OPERATOR LH |

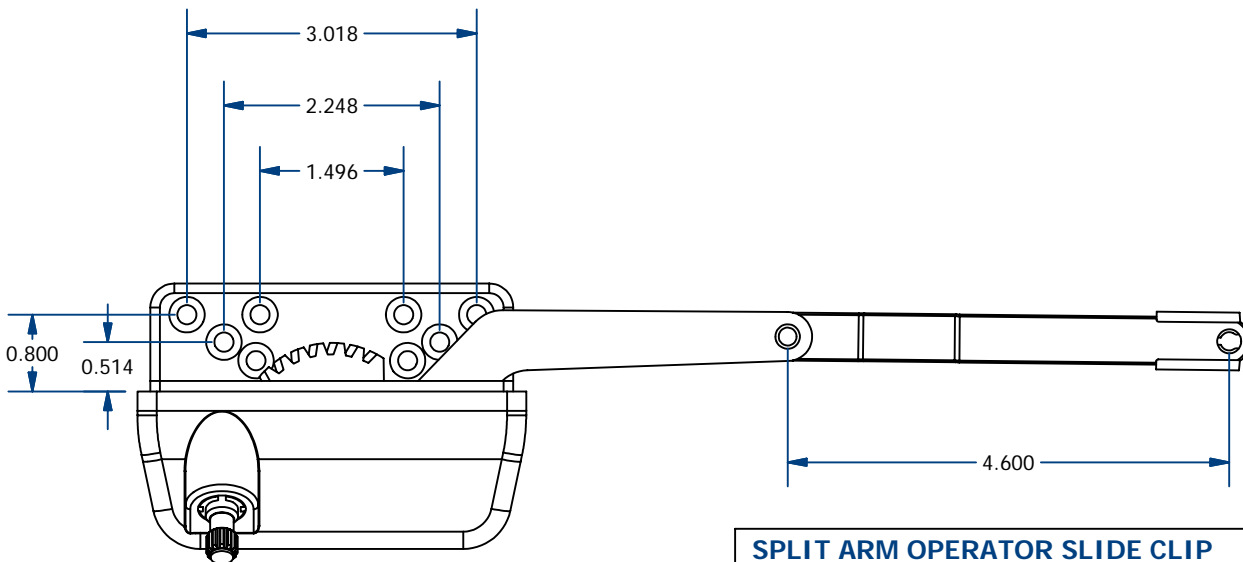




RIGHT HAND SHOWN

STRAIGHT ARM OPERATOR

| PART # | DESCRIPTION |
|-----------|----------------------------------|
| OP-10301G | STRAIGHT ARM OPERATOR 7 1/2" LH |
| OP-10301D | STRAIGHT ARM OPERATOR 7 1/2" RH |
| OP-10302G | STRAIGHT ARM OPERATOR 9 1/2" LH |
| OP-10302D | STRAIGHT ARM OPERATOR 9 1/2" RH |
| OP-10303G | STRAIGHT ARM OPERATOR 13 1/2" LH |
| OP-10303D | STRAIGHT ARM OPERATOR 13 1/2" RH |



LEFT HAND SHOWN

SPLIT ARM OPERATOR SLIDE CLIP

| PART # | DESCRIPTION |
|-----------|-----------------------|
| OP-10500G | SPLIT ARM OPERATOR LH |
| OP-10500D | SPLIT ARM OPERATOR RH |

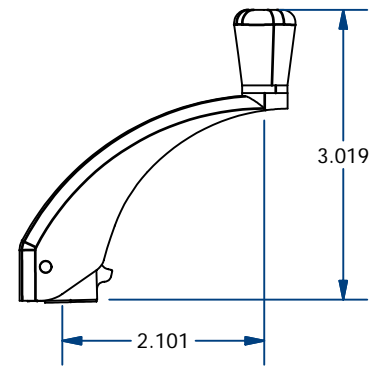


CRANK HANDLE

CASEMENT HARDWARE

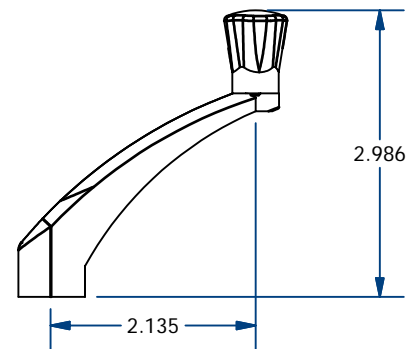
FOLD DOWN HANDLE SNAP ON

| PART # | FINISH | ATTACHMENT |
|--------------|------------|------------|
| MA-12501-141 | BLUE WHITE | SNAP ON |
| MA-12501-151 | EURO WHITE | SNAP ON |



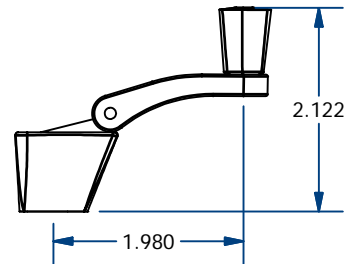
CONTOUR HANDLE SNAP ON

| PART # | FINISH | ATTACHMENT |
|--------------|------------|------------|
| MA-12500-141 | BLUE WHITE | SNAP ON |
| MA-12500-151 | EURO WHITE | SNAP ON |



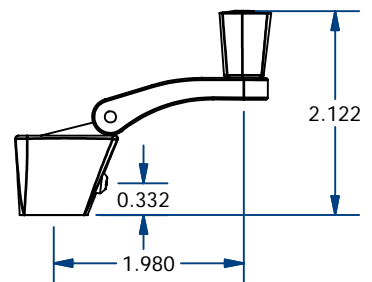
COMPACT FOLD DOWN HANDLE SNAP ON

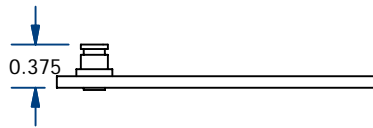
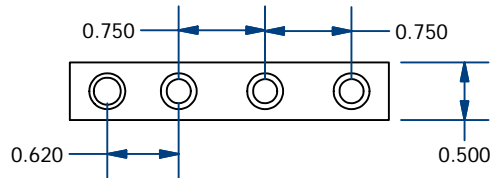
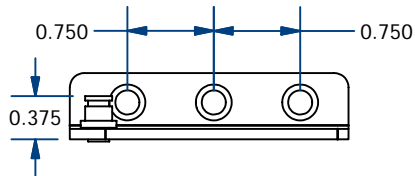
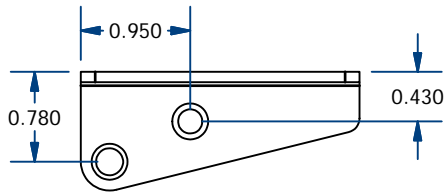
| PART # | FINISH | ATTACHMENT |
|---------|------------|------------|
| FH-5006 | GOLD GREEN | SNAP ON |
| FH-5007 | BEIGE | SNAP ON |
| FH-5008 | COPPERTONE | SNAP ON |
| FH-5032 | EURO WHITE | SNAP ON |
| FH-5078 | BLUE WHITE | SNAP ON |



COMPACT FOLD DOWN WITH SCREW

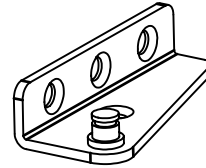
| PART # | FINISH | ATTACHMENT |
|-----------|------------|------------|
| FH-5008AV | COPPERTONE | SCREW |
| FH-5032AV | EURO WHITE | SCREW |
| FH-5078AV | BLUE WHITE | SCREW |





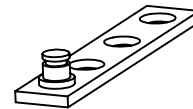
L SHAPE STUD BRACKET

| PART # | DESCRIPTION |
|-------------|---|
| OP-10226 | L SHAPE STUD BRACKET POWDER COATED LH |
| OP-10227 | L SHAPE STUD BRACKET POWDER COATED RH |
| OP-10226-SS | L SHAPE STUD BRACKET STAINLESS STEEL LH |
| OP-10227-SS | L SHAPE STUD BRACKET STAINLESS STEEL RH |




STRAIGHT STUD BRACKET

| PART # | DESCRIPTION |
|-------------|---------------------------------------|
| OP-10224 | STRAIGHT STUD BRACKET POWDER COATED |
| OP-10224-SS | STRAIGHT STUD BRACKET STAINLESS STEEL |



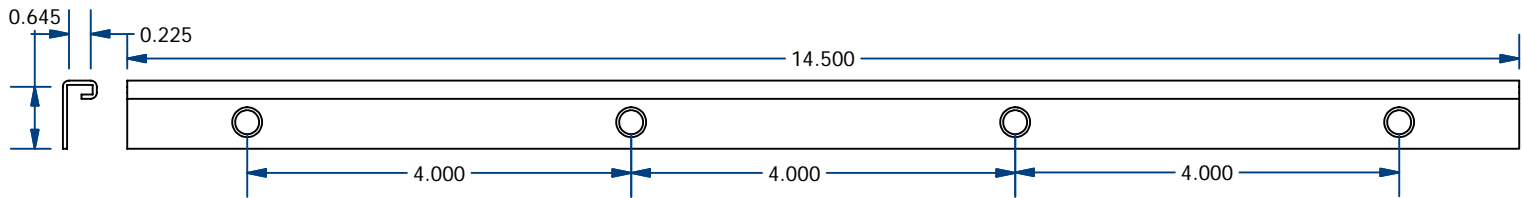
SHORT DUAL ARM OPERATOR TRACK

| PART # | DESCRIPTION |
|----------|---|
| OP-10235 | SHORT DUAL ARM OPERATOR TRACK POWDER COATED |



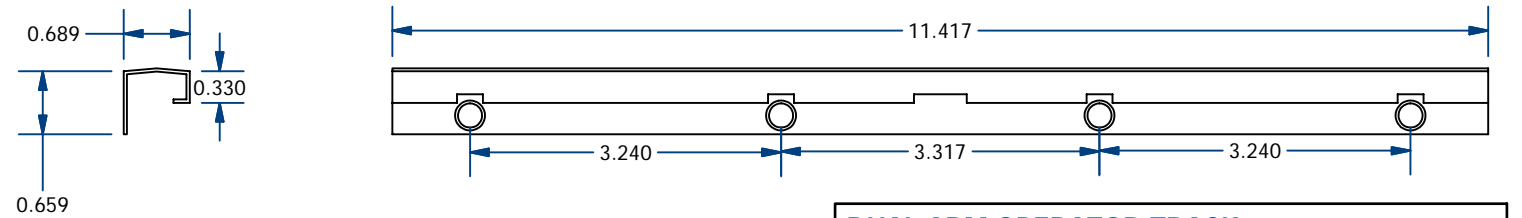
LOW PROFIL OPERATOR TRACK

| PART # | DESCRIPTION |
|----------|--|
| OP-10240 | LOW PROFIL DUAL ARM OPERATOR TRACK POWDER COATED |



STRAIGHT ARM OPERATOR TRACK

| PART # | DESCRIPTION |
|----------|---|
| OP-10308 | STRAIGHT ARM OPERATOR TRACK POWDER COATED |



DUAL ARM OPERATOR TRACK

| PART # | DESCRIPTION |
|----------|---------------------------------------|
| OP-10229 | DUAL ARM OPERATOR TRACK POWDER COATED |
| OP-10225 | DUAL ARM OPERATOR STAINLESS STEEL |

